

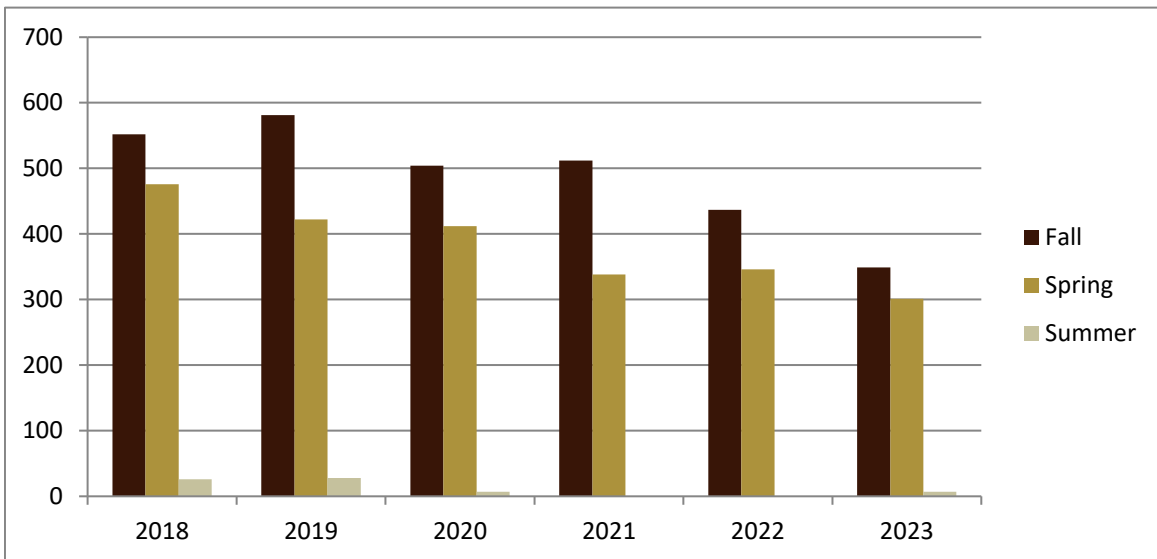
SMSU Exercise Science Program

Course Data

Academic Years 2018 to 2023



Enrolled by Term						
	2018	2019	2020	2021	2022	2023
Fall	552	581	504	512	437	349
Spring	476	422	412	338	346	301
Summer	26	28	7			7
Grand Total	1,054	1,031	923	850	783	657



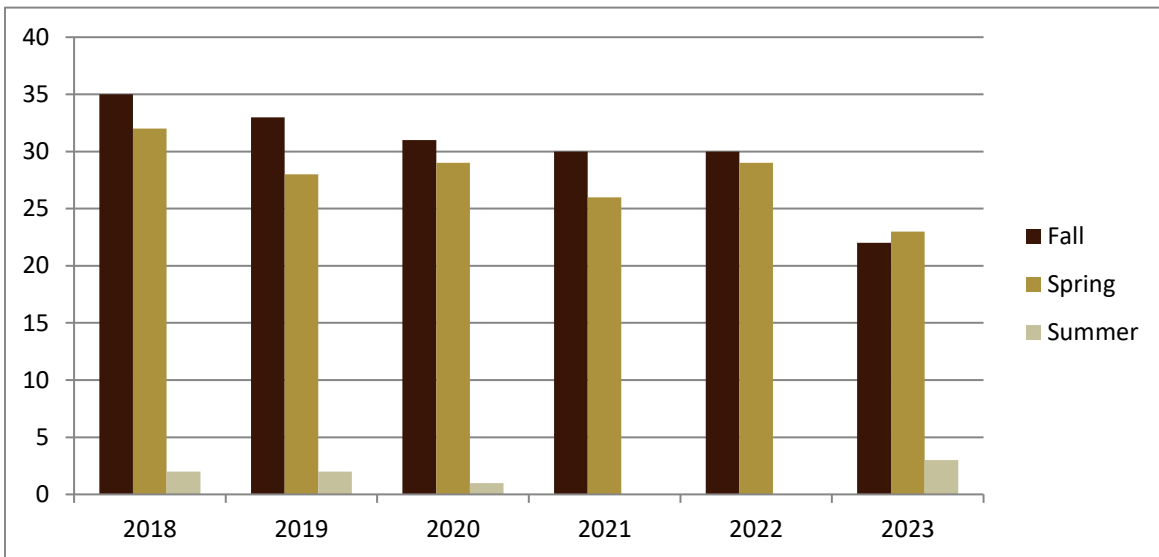
SMSU Exercise Science Program

Course Data

Academic Years 2018 to 2023



Courses by Term						
	2018	2019	2020	2021	2022	2023
Fall	35	33	31	30	30	22
Spring	32	28	29	26	29	23
Summer	2	2	1			3
Grand Total	69	63	61	56	59	48



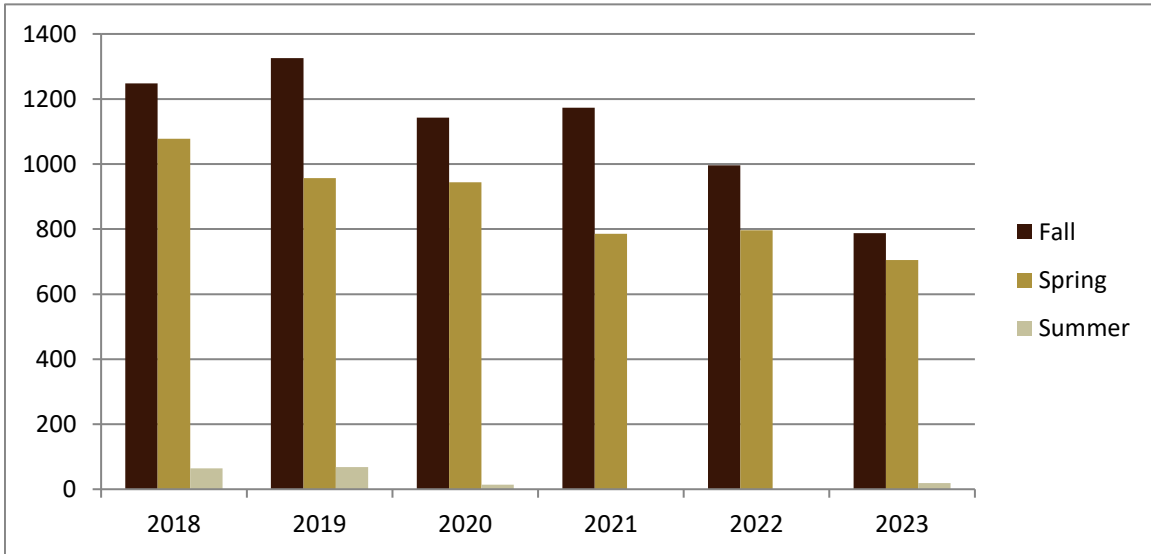
SMSU Exercise Science Program

Course Data

Academic Years 2018 to 2023



Credit Hours by Term						
	2018	2019	2020	2021	2022	2023
Fall	1,248	1,326	1,143	1,173	996	787
Spring	1,078	957	944	785	796	705
Summer	64	68	14			19
Grand Total	2,390	2,351	2,101	1,958	1,792	1,511



SMSU Exercise Science Program

Course Data

Academic Years 2018 to 2023



Credit Hours by Level						
	2018	2019	2020	2021	2022	2023
1-Lower 1	539	527	461	406	433	330
2-Lower 2	296	311	51	96	99	114
3-Upper 3	870	750	738	855	713	621
4-Upper 4	685	763	851	601	547	446
Grand Total	2,390	2,351	2,101	1,958	1,792	1,511

